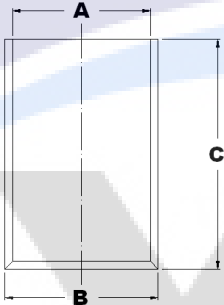
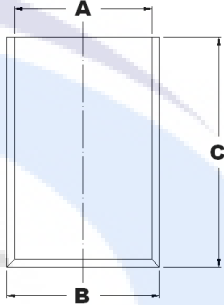




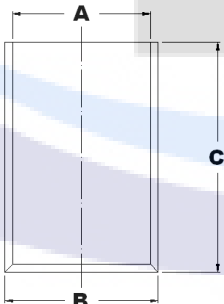
REPLACEMENT FOR SUZUKI				
Engine Model	Size		Cyl. No.	Remarks
F5A	A	62	3	D01
	B	66		
OEM No.	C	120		
	D			
	E			
	F			



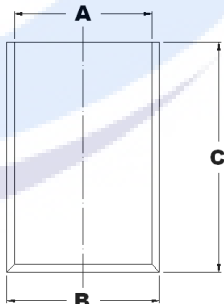
REPLACEMENT FOR SUZUKI				
Engine Model	Size		Cyl. No.	Remarks
F6A	A	65	3	D01
	B	69		
OEM No.	C	110/127		
	D			
11200-85006	E			
	F			



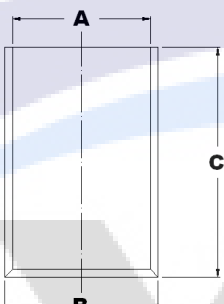
REPLACEMENT FOR SUZUKI				
Engine Model	Size		Cyl. No.	Remarks
F10A SJ410	A	65.5	4	D01
	B	69.5		
OEM No.	C	125		
	D			
	E			
	F			



REPLACEMENT FOR SUZUKI				
Engine Model	Size		Cyl. No.	Remarks
L60	A	68	2	D01
	B	72		
OEM No.	C	135		
	D			
	E			
	F			



REPLACEMENT FOR SUZUKI				
Engine Model	Size		Cyl. No.	Remarks
F8C	A	68.5	3	D01
	B	72.5		
OEM No.	C	135		
	D			
	E			
	F			



REPLACEMENT FOR SUZUKI				
Engine Model	Size		Cyl. No.	Remarks
	A			
	B			
OEM No.	C			
	D			
	E			
	F			

REPLACEMENT FOR SUZUKI				
Engine Model	Size		Cyl. No.	Remarks
	A			
	B			
OEM No.	C			
	D			
	E			
	F			

REPLACEMENT FOR SUZUKI				
Engine Model	Size		Cyl. No.	Remarks
	A			
	B			
OEM No.	C			
	D			
	E			
	F			