



YU FENG LINER CO., LTD.

REPLACEMENT FOR ISUZU			
Engine Model	Size		Cyl. No.
6WG1 6WF1	A	147	6
	B	151.6	
OEM No.	C	266.8	
1-11261-333-2 1-11261-334-2 1-11261-379-2 1-11261-380-2	D	158.25	
	E	6.05	
	F	0.9	
	Remarks		

REPLACEMENT FOR ISUZU			
Engine Model	Size		Cyl. No.
8MA1	A	145	8
	B	164	
OEM No.	C	239	
1-11261-030-0	D	173	
	E	10.15	
	F	1	
	Remarks		

REPLACEMENT FOR ISUZU			
Engine Model	Size		Cyl. No.
E120	A	135	6
	B	141	
OEM No.	C	264	
9-11261-290-0	D	146.7	
	E	6	
	F		
	Remarks		

REPLACEMENT FOR ISUZU			
Engine Model	Size		Cyl. No.
6RA1 6RB1	A	135	6
	B	141	
OEM No.	C	264	
1-11261-105-1 1-11261-133-0 1-11261-082-0 1-11261-098-0	D	146.7	
	E	6	
	F		
	Remarks		

REPLACEMENT FOR ISUZU			
Engine Model	Size		Cyl. No.
6WA1T	A	132.9	6
	B	137	
OEM No.	C	267	
	D	143.7	
	E	6	
	F	1	
	Remarks		

REPLACEMENT FOR ISUZU			
Engine Model	Size		Cyl. No.
6WA1	A	132.9	6
	B	137	
OEM No.	C	266	
1-11261-296-0 1-11261-362-0 1-11261-133-0	D	143.7	
	E	6	
	F		
	Remarks		

REPLACEMENT FOR ISUZU			
Engine Model	Size		Cyl. No.
8PE1 10PE1 12PE1	A	127	8/10/12
	B	130.6	
OEM No.	C	233.1	
1-11261-175-0 1-11261-175-1 1-11261-286-0	D	136.6	
	E	6.06	
	F		
	Remarks		

REPLACEMENT FOR ISUZU			
Engine Model	Size		Cyl. No.
6QA1 New 6QA2	A	125	6
	B	140	
OEM No.	C	257	
1-11261-160-0	D	146.7	
	E	11.2	
	F	1	
	Remarks		



REPLACEMENT FOR ISUZU				
Engine Model	Size		Cyl. No.	Remarks
6QA1	A	125	6	W12/DC
	B	140		
OEM No.	C	282		
1-11261-074-0 1-11261-061-0	D	146.8		
	E	11.2		
	F	1		

REPLACEMENT FOR ISUZU				
Engine Model	Size		Cyl. No.	Remarks
E110	A	125	6	W12
	B	140		
OEM No.	C	282.5		
9-11261-228-0	D	146.8		
	E	11.2		
	F	1		

REPLACEMENT FOR ISUZU				
Engine Model	Size		Cyl. No.	Remarks
D920	A	125	6	W15
	B	140		
OEM No.	C	257		
9-11261-227-0	D	146.8		
	E	11.2		
	F	1		

REPLACEMENT FOR ISUZU				
Engine Model	Size		Cyl. No.	Remarks
6SD1	A	120	6	D03
	B	123		
OEM No.	C	239		
1-11261-106-2 1-11261-298-0 1-11261-298-1 1-11261-299-1 1-11261-300-1 1-11261-301-1	D	129.6		
	E	6.1		
	F	1		

REPLACEMENT FOR ISUZU				
Engine Model	Size		Cyl. No.	Remarks
DH100	A	120	6	W01
	B	135		
OEM No.	C	280		
9-11261-240-0	D	140.6		
	E	11		
	F			

REPLACEMENT FOR ISUZU				
Engine Model	Size		Cyl. No.	Remarks
10PD1 12PD1	A	119	10/12	W18/DC
	B	133		
OEM No.	C	234		
1-11261-161-1	D	143.7		
	E	10.1		
	F	1		

REPLACEMENT FOR ISUZU				
Engine Model	Size		Cyl. No.	Remarks
10PC1 New 10PC1T	A	119	10	W18
	B	133		
OEM No.	C	219.5		
1-11261-143-1	D	143.7		
	E	10.1		
	F	1		

REPLACEMENT FOR ISUZU				
Engine Model	Size		Cyl. No.	Remarks
8PC1 10PC1	A	119	8/10	
	B	133		
OEM No.	C	219.5		
1-11261-076-0	D	143.7		
	E	10.1		
	F	1		



REPLACEMENT FOR ISUZU			
Engine Model	Size	Cyl. No.	Remarks
6SD1T	A	117.9	6 D03
	B	123	
OEM No.	C	239	
1-11261-106-2	D	129.6	
1-11261-298-0	E	6.1	
1-11261-299-1	F	1	
1-11261-300-1			
1-11261-301-1			

REPLACEMENT FOR ISUZU			
Engine Model	Size	Cyl. No.	Remarks
6HK1 6HH1	A	115	6 D02/PF
	B	118	
OEM No.	C	210	
8-94391-602-0	D	123.7	
8-94391-603-0	E	6.05	
8-94391-273-1	F		

REPLACEMENT FOR ISUZU			
Engine Model	Size	Cyl. No.	Remarks
4HG1 4HG1T	A	115	4 D02/PF
	B	118	
OEM No.	C	180	
8-97176-729-0	D	123.7	
8-97176-730-0	E	6.1	
8-97351-558-0/1	F		
8-97351-559-0/1			
8-98014-048-0 8-98014-049-0			

REPLACEMENT FOR ISUZU			
Engine Model	Size	Cyl. No.	Remarks
4HL1 6HL1	A	115	4/6 D02
	B	118	
OEM No.	C	190	
	D	123.7	
	E	6.05	
	F		

REPLACEMENT FOR ISUZU			
Engine Model	Size	Cyl. No.	Remarks
4HJ1	A	115	4 D02
	B	118	
OEM No.	C	200	
	D	123.7	
	E	6.05	
	F		

REPLACEMENT FOR ISUZU			
Engine Model	Size	Cyl. No.	Remarks
4HK1-TC	A	115	4 D02
	B	118	
OEM No.	C	210	
8-98014-046-0	D	123.7	
8-98014-047-0	E	6.05	
	F		

REPLACEMENT FOR ISUZU			
Engine Model	Size	Cyl. No.	Remarks
6SA1	A	115	6 D02/PF/DCU
	B	119	
OEM No.	C	216.3	
1-11261-065-3	D	125.7	
1-11261-094-1	E	6.1	
	F		

REPLACEMENT FOR ISUZU			
Engine Model	Size	Cyl. No.	Remarks
10PA1 10PB1	A	115	10 W11
	B	130	
OEM No.	C	220	
1-11261-063-0	D	141.7	
	E	10.1	
	F	1	



YU FENG LINER CO., LTD.

REPLACEMENT FOR ISUZU				
Engine Model	Size		Cyl. No.	Remarks
6HE1	A	110	6	D02
	B	113		
OEM No.	C	210		
8-94396-332-0	D	119.6		
	E	6.05		
	F			

REPLACEMENT FOR ISUZU				
Engine Model	Size		Cyl. No.	Remarks
6HE1T	A	110	6	D02/PF
6HE1T New 6HE1-TC	B	113		
OEM No.	C	210		
8-94391-600-0 8-94391-601-0	D	119.6		
	E	6.05		
	F			

REPLACEMENT FOR ISUZU				
Engine Model	Size		Cyl. No.	Remarks
4HE1T	A	110	4	D03/PF
	B	115		
OEM No.	C	210		
8-97176-723-0 8-97176-724-0 8-97176-725-0 8-97176-726-0	D	121.6		
	E	6.1		
	F	0.5		

REPLACEMENT FOR ISUZU				
Engine Model	Size		Cyl. No.	Remarks
6BG1/6BF1 6BG1T	A	105	6	D02/CHROMED
	B	107		
OEM No.	C	203		
1-11261-119-0	D	112.8		
	E	1.4		
	F			

REPLACEMENT FOR ISUZU				
Engine Model	Size		Cyl. No.	Remarks
4BE1	A	105	4	D02/CHROMED
	B	107		
OEM No.	C	187		
5-11261-016-2	D	113		
	E	1.4		
	F			

REPLACEMENT FOR ISUZU				
Engine Model	Size		Cyl. No.	Remarks
6BB1 6BD1 6BD1T	A	102	6	D02
	B	107.1		
OEM No.	C	204		
1-11261-118-0 5-11261-004-0 5-11261-118-0	D	112		
	E	4		
	F			

REPLACEMENT FOR ISUZU				
Engine Model	Size		Cyl. No.	Remarks
6BB1 6BD1 6BD1T	A	102	6	D02/CHROMED
	B	105		
OEM No.	C	204		
1-11261-118-0 5-11261-004-0 5-11261-118-0	D	112		
	E	1.4		
	F			

REPLACEMENT FOR ISUZU				
Engine Model	Size		Cyl. No.	Remarks
4BD1/4BD1T 4BD2T	A	102	4	D02
	B	106		
OEM No.	C	204		
1-11261-118-0 5-11261-004-0 5-11261-118-0	D	112		
	E	4		
	F			



REPLACEMENT FOR ISUZU			
Engine Model	Size		Cyl. No. / Remarks
4BB1/4BD1 4BD1T/4BD2T	A	102	4 D02/CHROMED
	B	105	
OEM No.	C	204	
1-11261-118-0 5-11261-004-0 5-11261-118-0	D	112	
	E	1.4	
	F		

REPLACEMENT FOR ISUZU			
Engine Model	Size		Cyl. No. / Remarks
DA640	A	102	6 W14
	B	113	
OEM No.	C	228	
9-11261-277-0 9-11261-288-0	D	119	
	E	8.1	
	F		

REPLACEMENT FOR ISUZU			
Engine Model	Size		Cyl. No. / Remarks
DA640 Old	A	102	6 W14
	B	113	
OEM No.	C	220	
9-11261-293-0	D	118.8	
	E	8.1	
	F		

REPLACEMENT FOR ISUZU			
Engine Model	Size		Cyl. No. / Remarks
DA120 DA220	A	100	6/4 W14
	B	113	
OEM No.	C	220	
9-11261-276-0 9-11261-287-0 9-11261-287-1	D	118.8	
	E	8.1	
	F		

REPLACEMENT FOR ISUZU			
Engine Model	Size		Cyl. No. / Remarks
DA120 Old	A	100	6 W14
	B	113	
OEM No.	C	220	
9-11261-301-0	D	115.7	
	E	10.15	
	F		

REPLACEMENT FOR ISUZU			
Engine Model	Size		Cyl. No. / Remarks
4BA1	A	98	4 D02
	B	102.2	
OEM No.	C	180	
5-11261-802-0 9-11261-802-2	D	108	
	E	4	
	F		

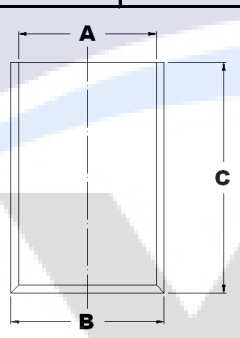
REPLACEMENT FOR ISUZU			
Engine Model	Size		Cyl. No. / Remarks
4JK1-TC 4JJ1-TC	A	95.4	4 D01
	B	99.4	
OEM No.	C	177	
	D		
	E		
	F		

REPLACEMENT FOR ISUZU			
Engine Model	Size		Cyl. No. / Remarks
4JG1 4JG2 4JG2T 4JH1-TC	A	95.4	4 D02
	B	100	
OEM No.	C	181.5	
8-97176-702-0 8-94456-791-0	D	103.3	
	E	4	
	F		

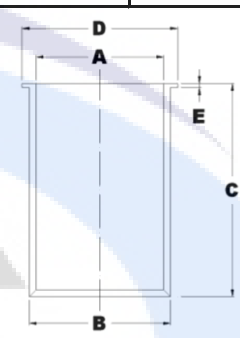


YU FENG LINER CO., LTD.

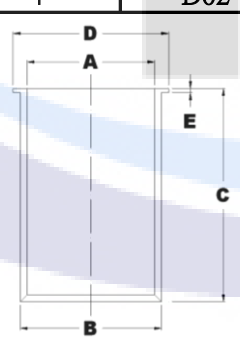
REPLACEMENT FOR ISUZU				
Engine Model	Size		Cyl. No.	Remarks
4JX1	A	95.4	4	D01
	B	99.4		
OEM No.	C	177		
	D			
	E			
	F			



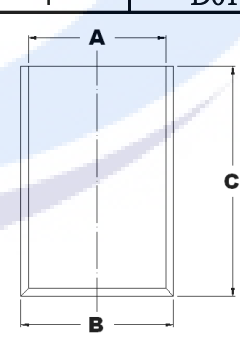
REPLACEMENT FOR ISUZU				
Engine Model	Size		Cyl. No.	Remarks
4JA1	A	93	4	D02
4JA1T	B	98		
4JA1 New	C	156.3		
OEM No.	D	102		
8-94110-144-0	E	4		
8-94462-130-0	F			



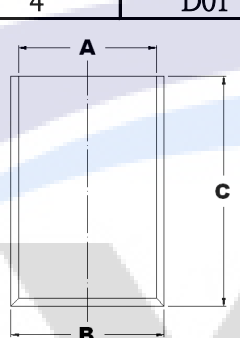
REPLACEMENT FOR ISUZU				
Engine Model	Size		Cyl. No.	Remarks
4JB1	A	93	4	D02
4JB1T	B	98		
OEM No.	C	181		
8-94247-861-0	D	102		
8-94247-861-2	E	4		
	F			



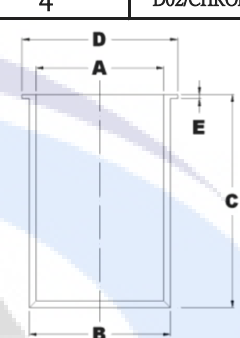
REPLACEMENT FOR ISUZU				
Engine Model	Size		Cyl. No.	Remarks
4FG1	A	89.3	4	D01
4ZD1	B	93.3		
OEM No.	C	165		
	D			
	E			
	F			



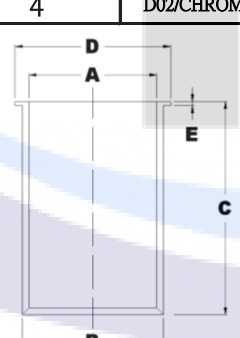
REPLACEMENT FOR ISUZU				
Engine Model	Size		Cyl. No.	Remarks
C2.2	A	88	4	D01
	B	92		
OEM No.	C	150		
	D			
	E			
	F			



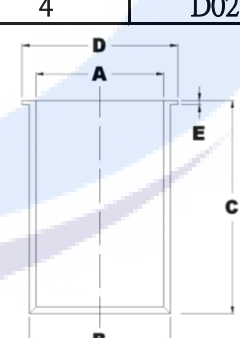
REPLACEMENT FOR ISUZU				
Engine Model	Size		Cyl. No.	Remarks
4JC1	A	88	4	D02/CHROMED
	B	90		
OEM No.	C	163		
5-11261-015-0	D	95		
5-11261-015-2	E	0.9		
8-94169-883-1	F			



REPLACEMENT FOR ISUZU				
Engine Model	Size		Cyl. No.	Remarks
C223 New C223/C223T	A	88	4	D02/CHROMED
	B	90		
OEM No.	C	163		
5-11261-015-0	D	95		
5-11261-015-2	E	0.9		
8-94169-883-1	F			



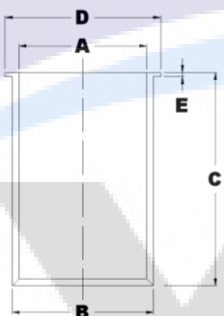
REPLACEMENT FOR ISUZU				
Engine Model	Size		Cyl. No.	Remarks
C223 New	A	88	4	D02
	B	92.2		
OEM No.	C	164		
5-11261-015-0	D	96		
5-11261-015-2	E	5		
8-94169-883-1	F			



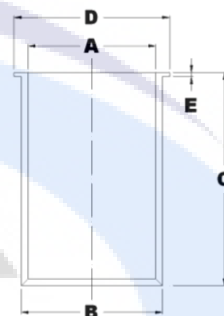


YU FENG LINER CO., LTD.

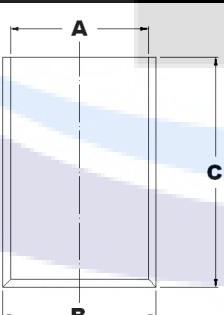
REPLACEMENT FOR ISUZU				
Engine Model	Size		Cyl. No.	Remarks
C240	A	86	4	D02
	B	90.1		
OEM No.	C	178		
9-11261-230-0 9-11261-230-1	D	94		
	E	4		
	F			



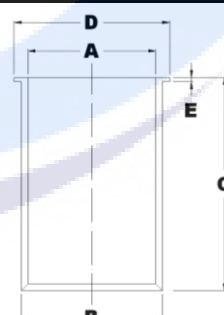
REPLACEMENT FOR ISUZU				
Engine Model	Size		Cyl. No.	Remarks
C190	A	86	4	D02
	B	90.1		
OEM No.	C	163		
9-11261-224-0 9-11261-224-1	D	94		
	E	4		
	F			



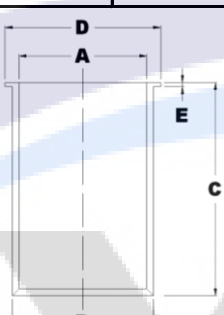
REPLACEMENT FOR ISUZU				
Engine Model	Size		Cyl. No.	Remarks
4FC1 4FB1	A	84	4	D01
	B	88		
OEM No.	C	150		
5-11261-119-0	D			
	E			
	F			




REPLACEMENT FOR ISUZU				
Engine Model	Size		Cyl. No.	Remarks
C221	A	83	4	D02/CHROMED
	B	86		
OEM No.	C	174.5		
9-11261-253-0 9-11261-253-1	D	92		
	E	1.4		
	F			



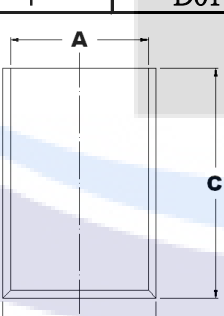
REPLACEMENT FOR ISUZU				
Engine Model	Size		Cyl. No.	Remarks
C201	A	83	4	D02
	B			
OEM No.	C	165		
	D			
	E			
	F			




REPLACEMENT FOR ISUZU				
Engine Model	Size		Cyl. No.	Remarks
4EE2 4EE1	A	79	4	D01
	B	83		
OEM No.	C	150		
	D			
	E			
	F			



REPLACEMENT FOR ISUZU				
Engine Model	Size		Cyl. No.	Remarks
4FE1	A	76.3	4	D01
	B	80.3		
OEM No.	C	150		
	D			
	E			
	F			

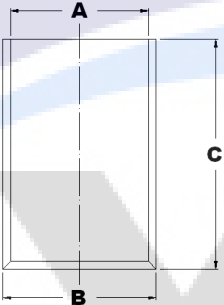


REPLACEMENT FOR ISUZU				
Engine Model	Size		Cyl. No.	Remarks
4EC1	A	76	4	D01
	B	80		
OEM No.	C	138		
	D			
	E			
	F			

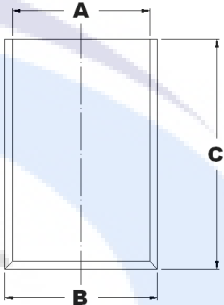




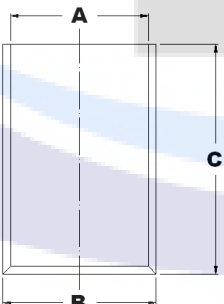
REPLACEMENT FOR ISUZU				
Engine Model	Size		Cyl. No.	Remarks
3KR1	A	81	3	D01
	B	85		
OEM No.	C	170		
	D			
	E			
	F			



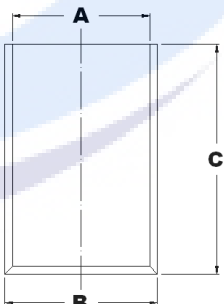
REPLACEMENT FOR ISUZU				
Engine Model	Size		Cyl. No.	Remarks
3KC1	A	74	3	D01
	B	78		
OEM No.	C	175		
	D			
	E			
	F			



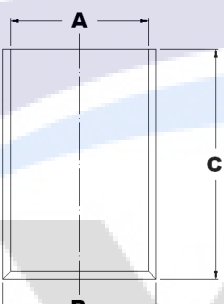
REPLACEMENT FOR ISUZU				
Engine Model	Size		Cyl. No.	Remarks
3KA1 3KB1	A	69	3	D01
	B	73		
OEM No.	C	172		
	D			
	E			
	F			



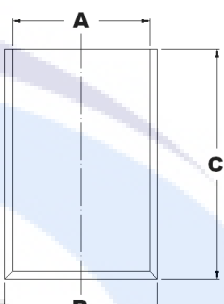
REPLACEMENT FOR ISUZU				
Engine Model	Size		Cyl. No.	Remarks
F8C	A	68.5	3	D01
	B	72.5		
OEM No.	C	135		
	D			
	E			
	F			



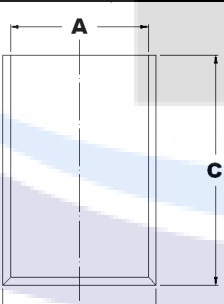
REPLACEMENT FOR ISUZU				
Engine Model	Size		Cyl. No.	Remarks
L60	A	68	2	D01
	B	72		
OEM No.	C	135		
	D			
	E			
	F			



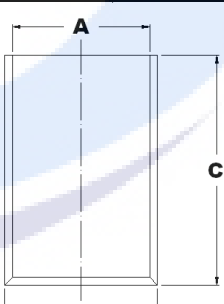
REPLACEMENT FOR ISUZU				
Engine Model	Size		Cyl. No.	Remarks
SJ410	A	65.5	4	D01
	B	69.5		
OEM No.	C	127		
	D			
	E			
	F			



REPLACEMENT FOR ISUZU				
Engine Model	Size		Cyl. No.	Remarks
F6A	A	65	3	D01
	B	69		
OEM No.	C	120		
11200-85006	D			
	E			
	F			



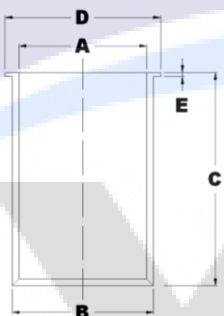
REPLACEMENT FOR ISUZU				
Engine Model	Size		Cyl. No.	Remarks
F5A	A	62	3	D01
	B	66		
OEM No.	C	120		
	D			
	E			
	F			



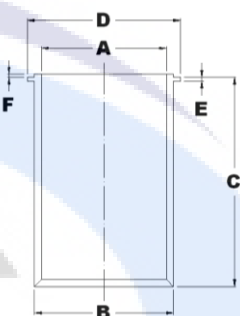


YU FENG LINER CO., LTD.

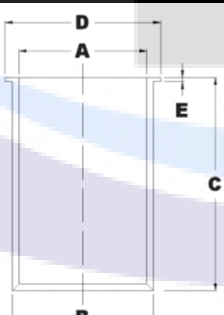
REPLACEMENT FOR ISUZU				
Engine Model	Size		Cyl. No.	Remarks
4HF1	A	112	4	D02
	B	115		
OEM No.	C	180		
8-94389-276-3	D	121.7		
8-97144-174-0	E	6.1		
8-97176-727-0	F			
8-97176-728-0				



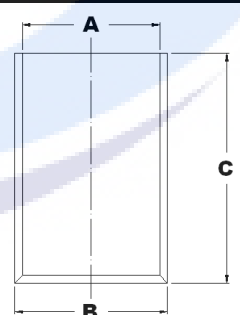
REPLACEMENT FOR ISUZU				
Engine Model	Size		Cyl. No.	Remarks
UM6R UM-6RB1	A	132.9	6	D03
	B	141		
OEM No.	C	266		
	D	146.7		
	E	6		
	F	1.8		



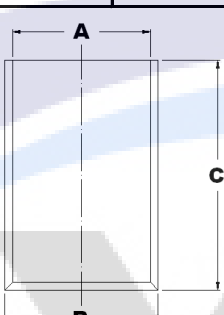
REPLACEMENT FOR ISUZU				
Engine Model	Size		Cyl. No.	Remarks
4BC2 4BC1	A	102	4	D02/CHROMED
	B	105		
OEM No.	C	187		
5-11261-014-0	D	112		
5-11261-014-2	E	1.4		
	F			



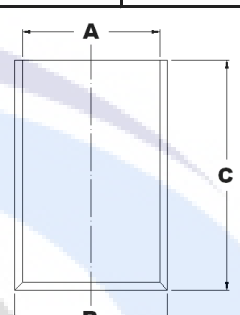
REPLACEMENT FOR ISUZU				
Engine Model	Size		Cyl. No.	Remarks
4FD1	A	88	4	D01
	B	92		
OEM No.	C	168		
	D			
	E			
	F			



REPLACEMENT FOR ISUZU				
Engine Model	Size		Cyl. No.	Remarks
6DE1	A	87.5	6	D01
	B	91.5		
OEM No.	C	155		
	D			
	E			
	F			



REPLACEMENT FOR ISUZU				
Engine Model	Size		Cyl. No.	Remarks
3LD1 3LD2	A	83.1	3	D01
	B	87.1		
OEM No.	C	156		
	D			
	E			
	F			



REPLACEMENT FOR ISUZU				
Engine Model	Size		Cyl. No.	Remarks
	A			
	B			
OEM No.	C			
	D			
	E			
	F			

REPLACEMENT FOR ISUZU				
Engine Model	Size		Cyl. No.	Remarks
	A			
	B			
OEM No.	C			
	D			
	E			
	F			